


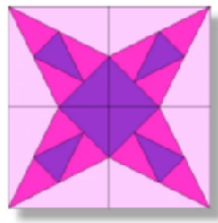






# Kaw Valley Quilters Guild

**JUNE 2021 TRUNK SHOW**

**KCRQF**



**2021**

Kansas City  
Regional



**Quilt** Festival<sup>SM</sup>

**June 17-19, 2021**

**Made By:** Sally Brandt

**Name:** Piece, Love and Harmony

**Year Made:** 2020

**Quilted By:** Sally Brandt

**Pattern Source:** GE Designs

This quilt was made in a virtual Quilt Along with designer Gudrun Erla In August 2020. Her design and its name “Harmony” was a plea for peace in reaction to the events of the summer: the protest, Black Lives Matter, political unrest and others.



**Made By:** Janis Delavan  
**Name:** Mom's Flower Garden  
**Year Made:** 2020  
**Quilted By:** Sandy Morgan Cockrum  
**Pattern Source:** Original

As a child, I would sit among my Mom's poppies, in awe of the brilliant beauty of the colors, the gorgeous texture of the petals and the fur-like leaves and buds. I attempted to recreate that feeling in "Mom's Flower Garden" using silks and cottons.



**Made By:** Janis Delavan

**Name:** Dance of the Tulips

**Year Made:** 2021

**Quilted By:** Sandy Morgan Cockrum

**Pattern Source:** Original

I was inspired by a large circle of tulips I noticed blowing in the wind. I wanted to capture the swirling effect that made them appear to dance.



**Made By:** Debbie Coddington

**Name:** Night and Day

Summertime Convergence

**Year Made:** 2021

**Quilted By:** Debbie Coddington

**Pattern Source:** Convergence

Quilts by Ricky Tims

I'd had Ricky Tims' book, Convergence Quilts, for many years, so when Denise Stahl taught a class at Quilting Bits & Pieces, I decided it was finally time to actually learn the technique. It was lots of fun. Not sure why it took me so long to do it.



**Made By:** Anita Krondak

**Name:** Camp Sugar Bear

**Year Made:** 2020

**Quilted By:** Denise Mariano

**Pattern Source:** The Quilt Company, designed by Arlene Stamper and Melissa Harris

“Bear Camp” Block of the Month from Shabby Fabrics was a life saver during the early months of COVID-19. It was something I eagerly looked forward to receiving and working on each month. Bears were having fun shopping, swimming and socializing even if I couldn't!



**Made By:** Kathleen McDaniel

**Name:** Feathered Star with LeMoyne Star

**Year Made:** 2020

**Quilted By:** Peggy Skaith

**Pattern Source:** Vintage Moments by Marsha McCloskey

When I saw the quilt hanging at Quilts & Quilts, the fabric shop in Branson MO, I knew I had to make it. I had collected 30's fabrics for years and now found the perfect quilt to use them on.





**Made By:** Marge Banks

**Name:** Softer

**Year Made:** 2020

**Quilted By:** Marge Banks

**Pattern Source:** Original

A circular design using Seminole patchwork.



**Made By:** Monica Mackison

**Name:** Bouquet

**Year Made:** 2020

**Quilted By:** Monica Mackison

**Pattern Source:** Simply Modern magazine

When I saw the pattern in Simply Modern magazine, I knew right away I wanted to make it. I pieced the top at a retreat with friends in Colorado as a small project to highlight some custom quilting. I am pleased with the result.



**Made By:** Gwen Whitebread

**Name:** String Ties

**Year Made:** 2020

**Quilted By:** Unknown

**Pattern Source:** None

I cut ties into strips to make the quilt.



**Made By:** Kathy Delaney

**Name:** Asylum Sketches

**Year Made:** 2020

**Quilted By:** Amber Hawkins

**Pattern Source:** Hospital  
Sketches BOM by Barbara  
Brackman

Needing something to cheer me up during COVID lockdown, I chose Barbara Brackman's Block of the Month from 2019. Red is my neutral, and I chose wild fabrics from Free Spirit for the appliqué. The blocks are turned edge and machine stitched with Superior's Monopoly.



**Made By:** Linda Kilpatrick

**Name:** A Dozen Loves

**Year Made:** 2020

**Quilted By:** Linda Kilpatrick

**Pattern Source:** Heart Block  
(unknown)

This was a stitch group challenge.  
The heart blocks were pieced  
and each member chose twelve  
blocks to put together as they  
wished.



**Made By:** Joy Thornbrugh

**Name:** Sun and Sea

**Year Made:** 2020

**Quilted By:** Sew Fine Quilting by Monica Mackison

**Pattern Source:** Quiltworks

The pattern is named “Sunflower Illusions’ but as it evolved, I saw sun and sea colors from all over the world. In the top row, the sun rises and in the bottom row, the sun sets. The quilter chose a pattern on the border to suggest waves on the ocean, with gold thread making the waves sparkle in the sunlight.



**Made By:** Sara Chappell

**Name:** Raccoon Invasion

**Year Made:** 2020

**Quilted By:** Sara Chappell

**Pattern Source:** Original design

I designed this quilt to feature the wonderful, whimsical racoon stripe fabric by Tula Pink. The zig-zag fabrics pick up the major colors and the black sashings set off the racoons.



**Made By:** Rhonda Behm

**Name:** Gypsy Rose

**Year Made:** 2020

**Quilted By:** Rhonda Behm

**Pattern Source:** Inspired by an adult coloring book page found on Pinterest

Raw edge applique with a mesh cover





**Made By:** Deb Ellsworth  
**Name:** My Dream Big Quilt  
**Year Made:** 2020  
**Quilted By:** Deb Ellsworth  
**Pattern Source:** Hoffman  
quilt panel

I bought a panel while attending Quilt Nebraska in 2018. COVID restrictions were perfect to inspire me to finish this project. After quilting the center of the flower, my goal was to quilt a different feathered design in each leaf.



**Made By:** Shari Novak Johnson

**Name:** Square Dance

**Year Made:**

**Quilted By:** Sandra Morgan Cockrum

**Pattern Source:** Original design

“Square Dance” is an original design quilt based on the square dancing theme. All the blocks are “square in a square,” and the ruffles surrounding them represent the traditional polka dotted and ruffled skirts worn by the ladies. The blocks are all pieced and enhanced with dancers and musical notes.



**Made By:** Lisa McLendon  
**Name:** Hashtag Grunge  
**Year Made:** 2020  
**Quilted By:** Lisa McLendon  
**Pattern Source:** Original design

Moda Basic Grey Grunge is my favorite fabric line, so when I saw in early 2020 Moda had a Grunge Challenge, I knew I had to make one. The rules were to come up with your own design and use only Grunge fabrics. I went for a bold and colorful twist on a classic block (Churn Dash) and incorporated fabrics from the Grunge, Grunge Hits the Spot and Grunge Seeing Stars lines.



**Made By:** Daryl Webb

**Name:** Rae Lynn

**Year Made:** 2020

**Quilted By:** Brenda's Machine Quilting,  
Ottawa, KS

**Pattern Source:** Original design

I purchased several yards of fabrics in JoAnn's "Oriental Inspired" series to make a lap quilt for my wife. I had been playing with half square triangles when, while arranging them, a diamond pattern began to emerge. Starting from the middle and working outwards, I set the center panel. Two coordinating borders and a binding of blue roses completed the quilt.



**Made By:** Rose Cantrell

**Name:** Tree of Life

**Year Made:** 2020

**Quilted By:** Rose Cantrell

**Pattern Source:** Anita Goodwin

Machine Applique

Machine appliqued quilt with embellished embroidery stitches. The quilt depicts my three sons and their families. My grandchildren range in age from 14 years to 10 months old. Max, a Welsh Corgi, was the family dog.



**Made By:** Lisa McLendon  
**Name:** Picasso's Log Cabin  
**Year Made:** 2020  
**Quilted By:** Lisa McLendon  
**Pattern Source:** Original design

I had a lot of fun fabrics but not very much of any one of them so, I put together a bunch of wonky log Cabin blocks for this quilt, hence the Picasso name. I chose a medium gray sashing to "tone it down" a little and used an ombre fabric for the binding so it shifts from pink to orange and back again.



**Made By:** Georgann Eglinski

**Name:** Summer 2020

**Year Made:** 2020

**Quilted By:** Lori Kukuk

**Pattern Source:** See quilt story

The applique blocks in this quilt are adapted from blocks in “Hospital Sketches”, the 2019 block of the month project on Barbara Brackman’s Civil War quilts blog ([civilwarquilts.blogspot.com](http://civilwarquilts.blogspot.com)). The pieced blocks are a traditional pattern: eight pointed/45° diamond stars. The quilt was inspired by Kaffe Fassett fabric used in the wide border.



**Made By:** Denise Kester  
**Name:** Fall Leaf Collection  
**Year Made:** 2019  
**Quilted By:** Kris Barlow  
**Pattern Source:** None

I pieced leaves using actual fall leaves collected on walks in 2018 as patterns. I tried to reflect some of the colors in the fall leaves in the choice of fabrics then, embroidered the tree name with variegated floss and framed it in a log cabin style. I like plaids so, I used a lot of plaids in the framing, but it was all from scraps I had on hand.





**Made By:** Les Jerome

**Name:** In Memory of the Fallen

**Year Made:** 2020

**Quilted By:** Elizabeth Granberg-Jerome

**Pattern Source:** Original design  
Hexified Panel Quilt/OBW variation

Sharing a panel with multiple blocks with my wife, I created this panel in memory of the many soldiers lost to war or to injuries suffered therein. The original panel was composed of two large blocks. My wife made a separate quilt with the eagle block.



**Made By:** Karen Crowe

**Name:** Desert Stars Appear over  
Southwest Splendor

**Year Made:** 2019

**Quilted By:** Karen Crowe

**Pattern Source:** Susan England  
Southwest Splendor

Desert Stars emerge during a colorful sunset created by pixelating a personal photo. The sunset was combined with Susan England's pattern enlarged 30%. Quilt designs by Urban Elementz.

Can you find the camouflaged lizard?



**Made By:** Darlene Henning

**Name:** Layered Diamonds

**Year Made:** 2021

**Quilted By:** Jean McDonald

**Pattern Source:** Pine Tree Country  
Quilts

I purchased this quilt from a sale table because I liked the colors, and I had never made a Bargello quilt



**Made By:** Karla Menaugh

**Name:** Stars in the Flowerbed

**Year Made:** 2020

**Quilted By:** Lori Kukuk

**Pattern Source:** Mediterranean  
Hexagons by Judy Baldwin, in  
Kaffee Fassett's Quilts in Morocco

I started this class with Kaffee Fassett and Brandon Mably at Sarah's Fabrics. I had an entirely different idea of what to do with the star points, but Kaffee steered me to these strong black and white prints and I love the result! When I finished the piecing, I was happy to realize one of my favorite prints would be perfect for the border.



**Made By:** Jeri Upchurch

**Name:** Sea of Flowers (Grandiflora  
Rose Pattern)

**Year Made:** 2020

**Quilted By:** Sandy Morgan Cockrum

**Pattern Source:** Smith Street Designs

This is the first quilt I made using my Spirit Baby Lock embroidery machine. I was inspired by a good friend who also made this pattern. It is interesting that our quilts, while using the same pattern, look very different. This is what I like about quilting, so much room for individual creativity.



**Made By:** Rhonda Behm

**Name:** Unstrung Heroes

**Year Made:** 2020

**Quilted By:** Rhonda Behm

**Pattern Source:** Man Sewing with  
Rob Appell

My father was a guitar teacher in  
Phoenix, Arizona which gave me a  
personal connection to the pattern.



**Made By:** Elizabeth Granberg-Jerome

**Name:** Snow Day I-Spy

**Year Made:** 2020

**Quilted By:** Elizabeth Granberg-Jerome

**Pattern Source:** Original Design Hexified  
Panel Quilt/OBW variation

This was my first adventure using a horizontal panel in one of my Hexified Panel Quilt/OBW variations. Coming up with a design with the hexies surrounding the panel and also making it a useful size required some thought. The shop had a coordinating border print that added the perfect “extensions” that gave it a usable length and tied the whole look together. The grandkids love finding the different children and horse and sleigh parts scattered across the quilt, hence, the I Spy in the quilt’s name.



**Made By:** Linda Frost

**Name:** Delilah

**Year Made:** 2020

**Quilted By:** Linda Frost

**Pattern Source:** Designed Jen Kingwell

Block of the month project  
designed by Jen Kingwell





**Made By:** Linda Frost

**Name:** This and That

**Year Made:** 2020

**Quilted By:** Linda Frost

**Pattern Source:** Original design

Designed to use two “layer cakes” of 10-inch squares, one of prints and the second of whites along with some strips of whites from a jelly roll. Print squares were randomly sliced and white strips were inserted to produce striped rectangles.



**Made By:** Shari Novak Johnson

**Name:** Opulence

**Year Made:** N/A

**Quilted By:** Sandra Morgan Cockrum

**Pattern Source:** Original

Opulence is richly embellished with gold metal beads, crystals and intricate custom quilting to enhance its theme, It is complemented with a double-looped, multi-color binding.



**Made By:** Kathy Supernant  
**Name:** Beyond the Surface  
**Year Made:** N/A  
**Quilted By:** Kathy Supernant  
**Pattern Source:** Original

This abstract landscape with an orange glow on the horizon and a green field in the foreground was created from layers of digitally-modified sun paintings with redbud leaves as “stencils.”



**Made By:** Sara Chappell  
**Name:** Windmills  
**Year Made:** N/A  
**Quilted By:** Lori Kukuk  
**Pattern Source:** Inspired  
by Sylvia Schaefer's Corona

I experimented with disintegration using the windmill block and moving from light to dark as the block falls apart, then reassembles. The quilter used multiple thread changes. The quilt is faced rather than bound.



**Made By:** Sara Chappell

**Name:** Diamonds In The Sky

**Year Made:** N/A

**Quilted By:** Sandra Morgan Cockrum

**Pattern Source:** Row of Diamonds by Sylvia Schaefer in “The Quilter’s Negative Space Handbook”.

I learned from Sylvia Schaefer to create negative space by setting only a few blocks in the top and leaving the rest as background for some beautiful quilting. My binding is pieced to continue the design.



**Made By:** Kim Rodman

**Name:** Modern Gems

**Year Made:** 2020

**Quilted By:** Denise Mariano

**Pattern Source:** The Fabric Shop  
Network

**Shown In** Eudora Quilt Guild

I taught this as a Block of the  
Month at a shop in Lawrence.  
Emphasis was on skill building and  
using scraps.



**Made By:** Marj Loyd

**Name:** Galapagos Map

**Year Made:**

**Quilted By:** Marjorie Loyd

**Pattern Source:**

The quilt is based on a screen print done by our guide, Jimmy, in the Galapagos Islands. I added borders and quilted it.



**Made By:** Linda Kenne

**Name:** Basket Case

**Year Made:**

**Quilted By:** Linda Kenne

**Pattern Source:** This was a Facebook Quilt Along with Alex Anderson

During COVID quarantine, Alex Anderson had a Facebook session three days a week. There was no actual pattern for this quilt, but she gave us instructions on how to design and make our own.





**Made By:** Leslie Campbell  
**Name:** Harper Jane  
**Year Made:**  
**Quilted By:** Leslie Campbell  
**Pattern Source:**

I designed this quilt for my first grandchild, Harper Jane. I wanted her to be able to envision herself as a cowgirl, a flower girl, a music lover, a bug investigator, and a fisher girl. I also wrote words into the quilt that I hope will inspire her as she grows up.



**Made By:** Heather Buchwitz

**Name:** Love Notes

**Year Made:**

**Quilted By:** Heather Buchwitz

(Quilt KC)

**Pattern Source:** Love Notes

Mystery Quilt by Kimberbell

I have seen a few Kimberbell quilts over the last few years and I loved the details. I received an embroidery machine for my birthday in 2020 and decided that I would jump right in. This is my first embroidered quilt and my first quilt heavy on the embellishments. It was such a fun project!



**Made By:** Sara Chappell

**Name:** Big Stitch

**Year Made:**

**Quilted By:** Sara Chappell

**Pattern Source:**

The pattern is "Figgy Pudding" by Fig Tree Quilts. I chose to use batiks. I used perle cotton floss to complete the big stitch quilting.




**Made By:** Heather Buchwitz

**Name:** Square Dancing

**Year Made:** 2021

**Quilted By:** Heather Buchwitz

**Pattern Source:** Original Design



**Made By:** Deb Ellsworth

**Name:**

**Year Made:**

**Quilted By:** Deb Ellsworth

**Pattern Source:** Quilts of Iceland by Gudron Erla

I picked up a travel flyer for a quilt tour in Iceland with Gudron Erla. When I told my sister about it, she informed me she had her book. With a borrowed book and background fabric purchased, I used my batik stash to make the quilt. I wanted a wall hanging, so I made the quilt 50% smaller than the pattern. I pieced the quilt back with regular sized lupines from the pattern set against a mountain range with the moon rising in the background.



**Made By:** Denise Mariano

**Name:** In Full Bloom

**Year Made:**

**Quilted By:** Denise Mariano

**Pattern Source:** McKenna Ryan

I started this quilt many years ago. It was a BOM. I finished the blocks in a timely fashion, then it got put away for whatever reason, and it was years before it resurfaced. The pandemic did provide the time to retrieve and finish old projects.



**Made By:** Shari Novak Johnson

**Name:** The Night Before

**Year Made:**

**Quilted By:** Sandra Morgan

Cockrum

**Pattern Source:** Sue Garman's

"Night Before Christmas"

This was made as a family quilt to be handed down to our six children and 22 grandchildren. It is to be passed on each Christmas from one family member to the next, hopefully, for many generations.



**Made By:** Liz Granberg-Jerome

**Name:** With This Ring

**Year Made:**

**Quilted By:** Liz Granberg-Jerome

**Pattern Source:** Original Design

This quilt honors my parents 65+ year marriage and my mom who always carried an embroidered handkerchief. This was a prototype single Wedding Ring design. As I tested designs to find a round one, this one went into the UFO pile. I later taught a class using vintage handkerchiefs as appliqué and used this ring as the home for my class sample.





**Made By:** Camille Olcese

**Name:** Prism

**Year Made:** 2020

**Quilted By:** Camille Olcese

**Pattern Source:** Original design

Our guild has a fabric exchange that we call "Stash Dash." I scored the beautiful ombre fabric through Stash Dash and knew I had to make something special. The rail fence block is simple and allowed me to play with the variety of colors. This is the first quilt I've finished with a facing instead of a binding.



**Made By:** Reeze Hanson  
**Name:** Southwest Sunrise  
**Year Made:**  
**Quilted By:** Brenda Weien  
**Pattern Source:** Morning Glory  
Designs

Upon retiring from Haskell Indian Nations University after 23 years of teaching, I wanted to give back something of the many gifts and lessons I learned over the years. This quilt shares some of the stories and wisdom of our indigenous people as told through the symbols and imagery of the Pueblo, Zuni, T'ohono O'odham, Navajo, as well as the ancestral Anasazi and Mimbres cultures of the Southwest. The message is one of respect for each other and for Mother Earth, honoring the creator, cultural traditions and family, resilience in the face of adversity, and hope for the future. This quilt is my way of thanking my indigenous students & colleagues who led me to view the world more respectfully.



**Made By:** Rhonda Denney

**Name:** Lunchtime Secrets

**Year Made:**

**Quilted By:** Rhonda Denney

**Pattern Source:** Original inspired by an old sepia photo

I loved creating this art piece because of the interesting story it expressed. This was a new technique, dye painting. It was fun creating details with added pigments and stitching and watching how it emerged from the fabric. I also wanted the piece to look like a page from an old album, with the photo much handled, a little dirt, and much loved.



**Made By:** Kim Rodman

**Name:** Wonky Elegance

**Year Made:**

**Quilted By:** Robin Bell

**Pattern Source:** Secrets of  
Embroidery

Shown with Eudora Quilt Guild

My first project after purchasing  
my embroidery machine.



**Made By:** Kim Rodman

**Name:** Serengeti Sunset

**Year Made:**

**Quilted By:** Denise Mariano

**Pattern Source:** The Fabric Shop  
Network

Shown with Eudora Quilt Guild.

I taught this as a mystery Block of  
the Month at a shop in Lawrence.



**Made By:** Linda Burton

**Name:** 100 Years of Women Voting

**Year Made:**

**Quilted By:** Nancy Brandt

**Pattern Source:** Barbara Brackman's  
Blog

In 2012-13 Barbara Brackman offered her "Grandmother's Choice: Votes For Women" on her blog. I printed most of her 49 blocks, as each told a story of a woman struggling for voting rights. Finally in 2020, the 100th anniversary of the passage of the 19th amendment, I made this quilt!



**Made By:** Kristi Rock


**Name:** Flora & Fauna Folklife

**Year Made:**

**Quilted By:** Kristi Rock

**Pattern Source:** Primitive Paradise

Nineteen of the blocks in this quilt are from the Primitive Paradise pattern, designed by Barbara Brackman, which inspired me to design the other 18 blocks with a similar folksy feel. I quilted it on my domestic.



**Made By:** Marilou Cavin

**Name:** Ice Floe

**Year Made:**

**Quilted By:** Marilou Cavin

**Pattern Source:**

This quilt was inspired after attending  
a workshop by Luke Haynes





**Made By:** Shari Novak Johnson

**Name:** Tequila Sunrise

**Year Made:**

**Quilted By:** Sandra Morgan Cockrum

**Pattern Source:** Original Design

Tequila Sunrise moves through the warm color range of burgundy, oranges, and yellows evolving outward from a center star to a circle, then a square. It is embellished with crystals.



**Made By:** Debbie Coddington  
**Name:** Fresh Cut  
**Year Made:**  
**Quilted By:** Debbie Coddington  
**Pattern Source:** Sue Spargo  
**Shown with Eudora Quilt Guild**

Made as a sample for a Block of the Month at Quilting Bits & Pieces. It was lots of fun, but I sure had to learn a lot of new to me embroidery stitches to do it. I love it!



**Made By:** Debbie Coddington

**Name:**

**Year Made:**

**Quilted By:** Debbie Coddington

**Pattern Source:** Linen Closet Designs

by Dawn Heese

**Shown with Eudora Quilt Guild**

I bought the pattern at the 2019 KCRQF and started collecting wools later on. My modification was to use silk for the applique. And although I love the look of scalloped edges it will be a long time before I do them again!



My apologies if I missed  
anyone!

Email [kvqgnewsletter@gmail.com](mailto:kvqgnewsletter@gmail.com), and I will add it to the slide show  
before I put it on the guild website.